



**Pro-Study**  
RESEARCH ORGANISE REFERENCE

Pro-Study Online  
Quick Start Guide

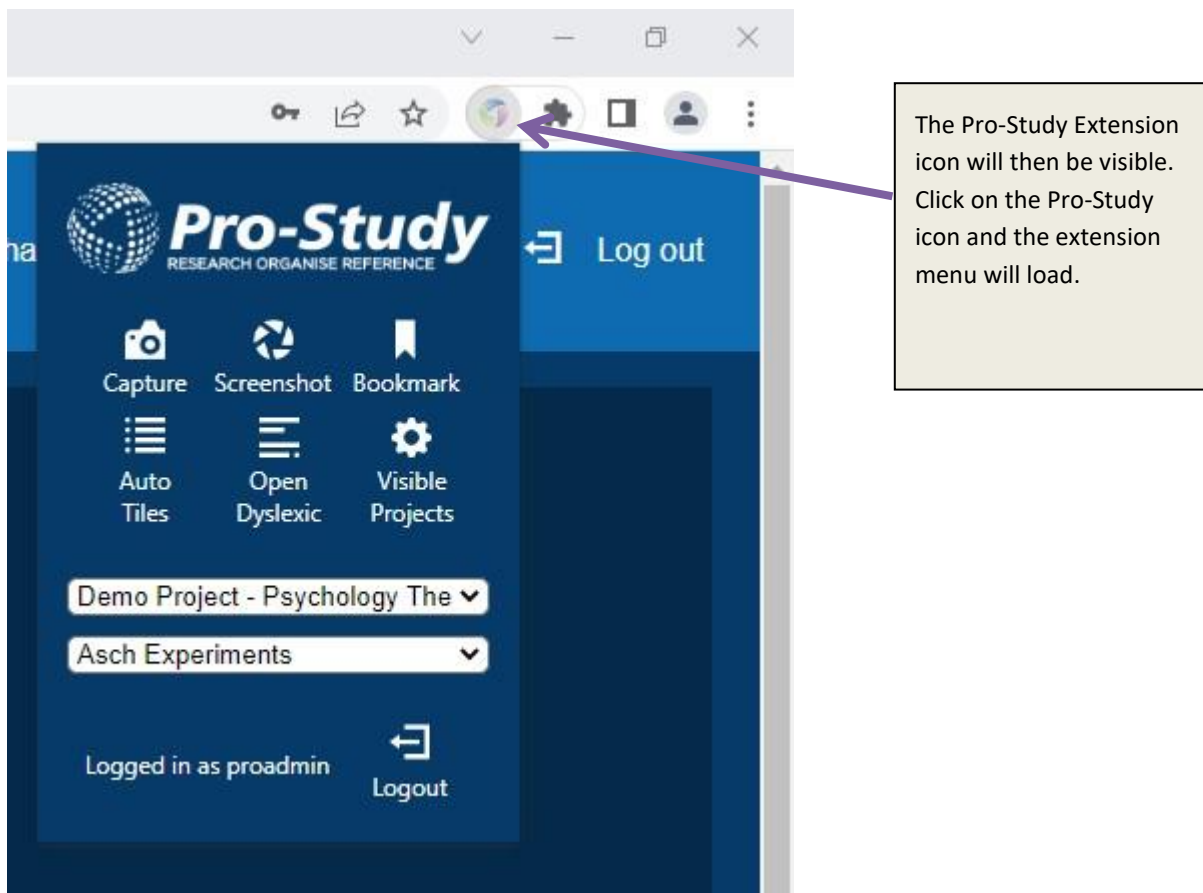
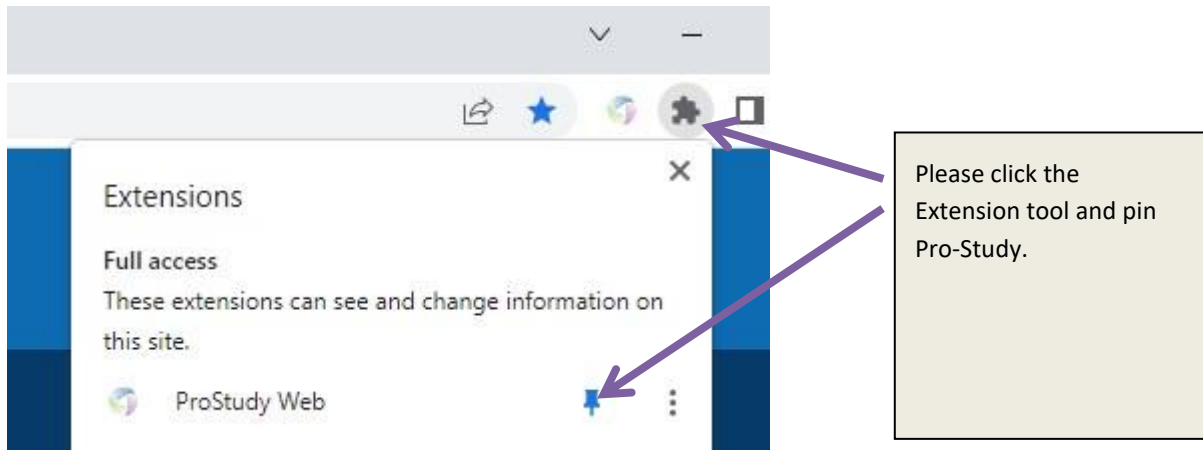
*PRO-STUDY QUICK START GUIDE*

**CONTENTS**

Getting Started – Pro-Study Extension .....	2
Login .....	3
Making a new Project .....	4
Capturing Information .....	5
Visible Projects .....	5
Capturing Text and Images.....	6
Pro-Study Extension.....	7
Screenshot and OCR.....	7
Open dyslexic .....	8
Auto Tiling .....	9
Bookmark .....	10
Webcam Capture .....	10
Research Tiles .....	11
Tiles .....	11
Pin .....	12
Emojis .....	12
Comment .....	12
Hyperlink.....	12
Tile Information .....	13
Tile Menu .....	13
Tags .....	14
Filter .....	15
Manage projects (Side Panel) .....	15
Research Capture Counter .....	16
Toolbar Features.....	17
Research tiles .....	17
Search.....	17
Bookmarks.....	18
Export .....	18
Accessibility .....	19
Reference Styles .....	19
Share .....	20

## GETTING STARTED – PRO-STUDY EXTENSION

Once you have installed the Pro-Study Extension you can locate it in the top right-hand corner of your Web-Browser.



LOGIN

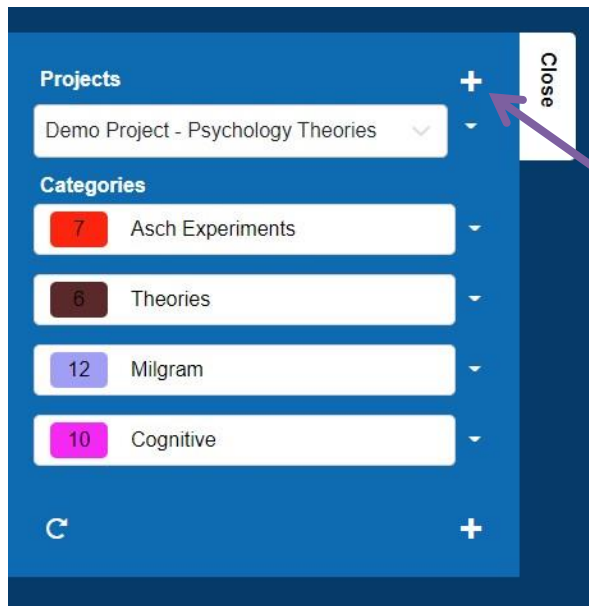
- If you haven't already done so, please register an account [here](#).
- Login to Pro-Study Online [here](#).
- Once you have successfully logged into Pro-Study your current projects will open.

The screenshot shows the Pro-Study interface for 'Research Tiles - Asch Experiments'. On the left is a sidebar with 'Projects' (Demo Project - Psychology Theories) and 'Categories' (Asch Experiments, Theories, Milgram, Cognitive). The main area is titled 'Key Info' and contains three tiles:

- Home - The BBC Prison Study**: 09-Jun-2022 12:00. Text: 'The field of social psychology is defined and inspired by a number of "classic studies". As well as Philip Zimbardo's Stanford Prison Experiment, these include ground-breaking studies by researchers like Solomon Asch, Leon Festinger, Stanley Milgram, Muzaffer Sherif, and Henri Tajfel.'
- Asch Conformity Experiment | Simply Psychology**: 09-Jun-2022 12:00. Text: 'The real participant did not know this and was led to believe that the other seven confederates/stooges were also real participants like themselves. Each person in the room had to state aloud which comparison line (A, B or C) was most like the target line. The answer was always obvious? The real participant sat at the end of the row and gave his or her answer last.'
- The Asch Conformity Experiments**: 09-Jun-2022 12:00. Text: 'to complete a vision test. Seated in a room with the other participants, you are shown a line segment and then asked to choose the matching line from a group of three segments of different lengths. The experimenter asks each participant individually to select the matching line segment. On some occasions, everyone in the group chooses the correct line, but occasionally, the other participants unanimously declare that a different line is actually the correct match. So what do you do when the experimenter asks you which line is the right match? Do you go with your initial response, or do you choose to conform to the rest of the group?'

Each tile has a 'www' icon and an 'Info' dropdown menu. The interface also includes a 'Filter' button and 'Minimize' options for the tiles.

## MAKING A NEW PROJECT



To make a new project click the + icon next to projects on the side panel.

Enter the Project name and click the green tick or press enter.



To add a new category, click the + at the bottom of the side panel. Enter the category name.

And then choose a colour to represent that category. Once the category is ready, click the green tick or press enter. Repeat as many times as needed.



## CAPTURING INFORMATION

*Please Ensure you have installed and pinned the Pro-Study Extension first.*

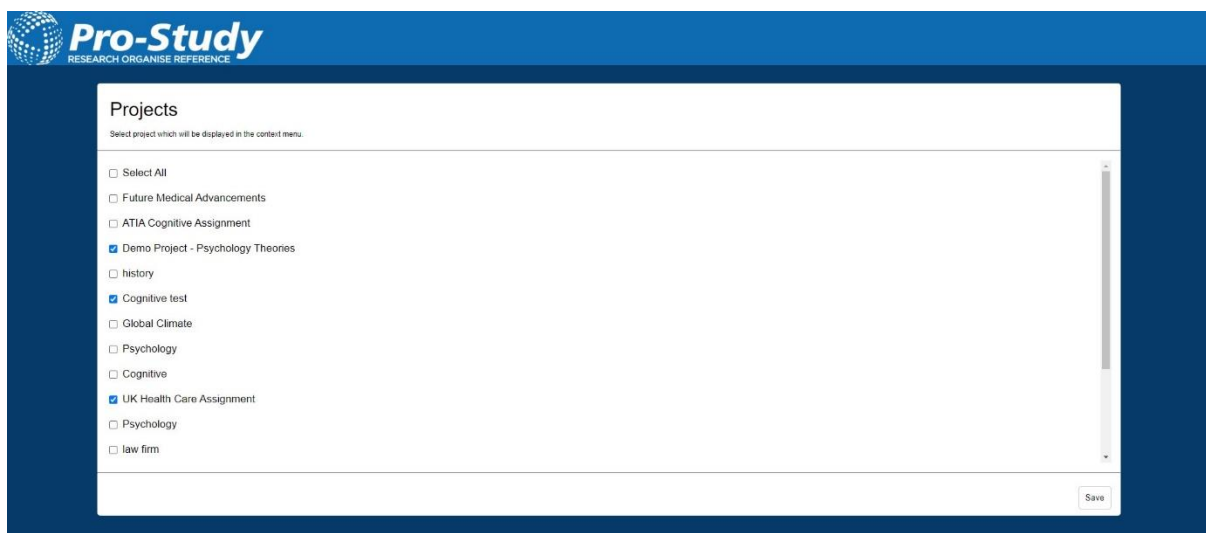
## VISIBLE PROJECTS

You may have multiple projects in your Pro-Study database. To help capture information and save it to the correct project and category you may want to reduce the number of visible projects in the capture menu.



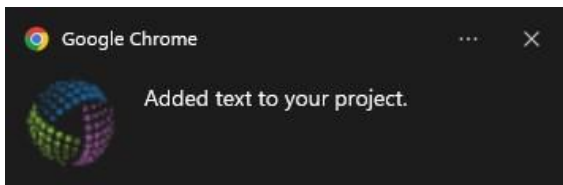
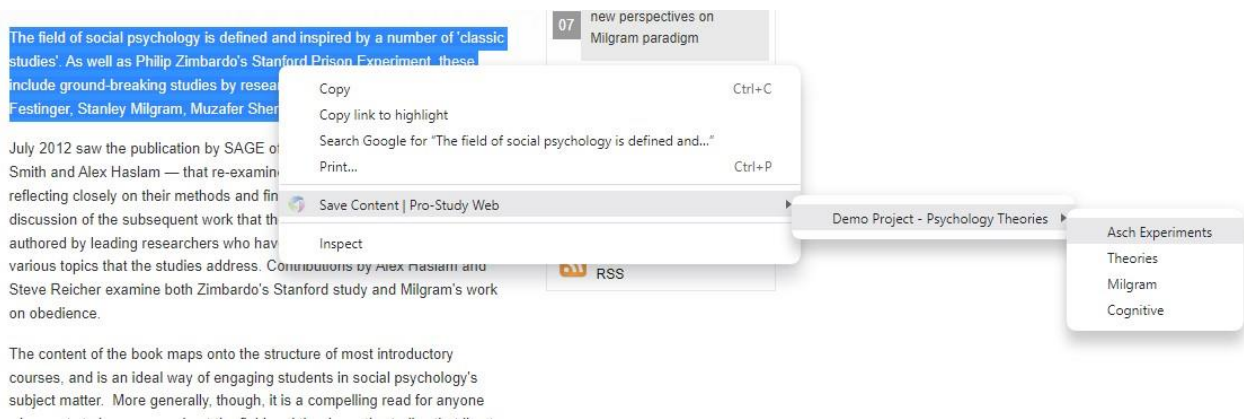
Click the Visible Projects tool in the Pro-Study Extension.

You can then select and deselect which projects you want to be visible when capturing information.



## CAPTURING TEXT AND IMAGES

- Highlight the content or find the image you want to save and right click on it.
- Navigate to the Pro-Study 'Save Content' option in the menu.
- Find the Project and Category where you want to save the information and select it.
- This will automatically save the content into your database and will include a hyperlink back to the source, article title, timestamp, content icon and author (*when the website includes an author*).



A successful capture message will appear (*Please note – message may be hidden in icon tray*)

## PRO-STUDY EXTENSION

There are many features to help you capture research within the Pro-Study Extension.

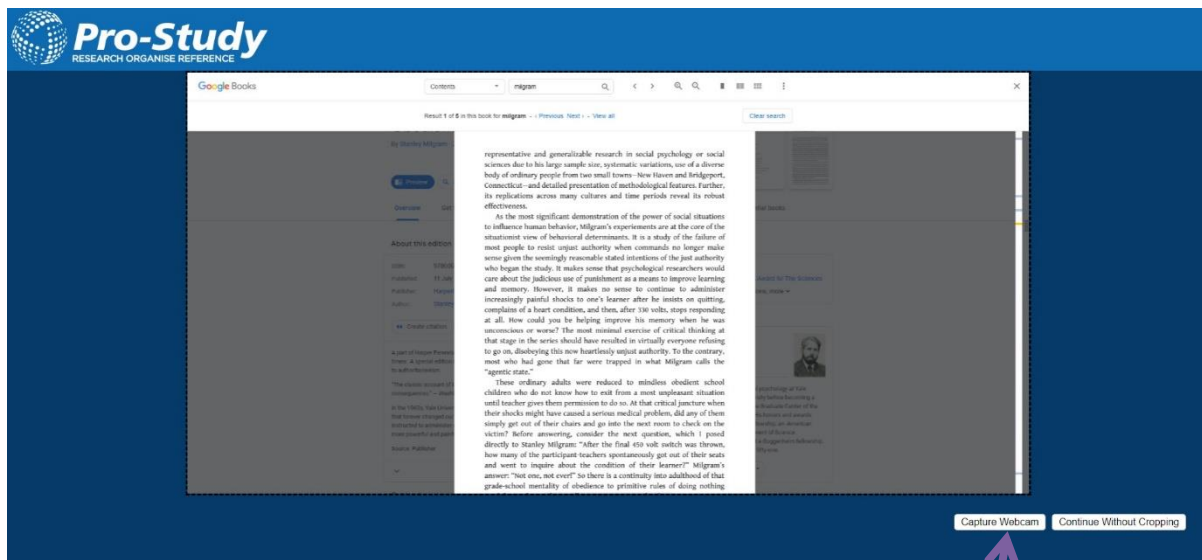
### SCREENSHOT AND OCR

You can use the screenshot to capture any text or images. This is particularly useful if text cannot be highlighted e.g. Google Books.



Open the Pro-Study Extension, choose a project and category in the drop-down menu and then click the screenshot tool.

You can then crop the image as required by drawing a box around the text.



You can also capture images from your webcam.



Once cropped you can add and edit information as required.

**Obedience to Authority - Google Books**

Title: Obedience to Authority - Google Books

Author: Stanley Milgram

Image:

Comments:

Content Type: WebPage

Link: [https://www.google.co.uk/books/edition/Obedience\\_to\\_Authority/KwjhDgAAQBAJ?hl=en&gbpv=1&dq=milgram&prir](https://www.google.co.uk/books/edition/Obedience_to_Authority/KwjhDgAAQBAJ?hl=en&gbpv=1&dq=milgram&prir)

Publish Date: dd/mm/yyyy

Publisher:

Place Of Publication:

Project: Demo Project - Psychology Theories

Category: Milgram

OCR

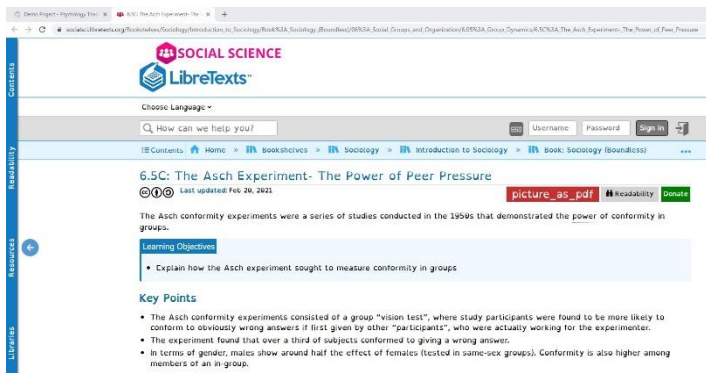
Cancel Save

Click the OCR button to turn an image of the text into editable text.

OPEN DYSLEXIC



Select the 'Open Dyslexic' Tool in the Pro-Study Extension and all websites will change their font style into Open Dyslexic.



## AUTO TILING

Pro-Study can automatically find the key information within some content and make the Research Tiles for you.

- Highlight all the content you want Pro-Study to look through.
- Open the Pro-Study Extension and choose the Project and Category where you want the information saved.
- Click the 'Auto Tiles' Tool.
- New Research Tiles containing the most important information from the content will appear in your chosen project.

Each line question was called a trial. The real participant answered last or next to last. For the first two trials, the subject would feel at ease in the experiment as he and the other "participants" gave the obvious, correct answer. On the third trial, all the confederates would start giving the same wrong answer. There were 18 trials in total and the confederates answered incorrectly for 12 of them. These 12 were known as the "critical trials."

The aim was to see whether the real participants would conform to the wrong answers of the confederates and change their answer to respond in the same way despite it being the wrong answer.

### Results

Dr. Asch thought that the majority of people would not conform to something obviously wrong, but the results showed that only 24% of the participants did not conform on any trial. Seventy five percent conformed at least once, 5% conformed every time, and when surrounded by individuals all voicing an incorrect answer, participants provided incorrect responses on a high proportion of the questions (32%). Overall, there was a 37% conformity rate by subjects averaged across all critical trials. In a control group, with no pressure to conform to an erroneous answer, only one subject out of 35 ever gave an incorrect answer.

### Study Variations

Variations of the basic paradigm tested how many cohorts were necessary to induce conformity, examining the influence of just one cohort and as many as fifteen. Results indicated that one cohort has virtually no influence and two cohorts have only a small influence. When three or more cohorts are present, the tendency to conform increases only modestly. The maximum effect occurs with four cohorts. Adding additional cohorts does not produce a stronger effect.

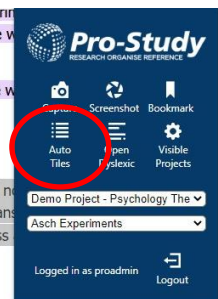
In terms of gender, males show around half the effect of females (tested in same-sex groups). Conformity is also higher among members of an in-group.

The unanimity of the confederates has also been varied. When the confederates are not unanimous in their judgment, even if only one confederate voices a different opinion, participants are much more likely to resist the urge to conform (only 5% to 10% conform) than when the confederates all agree. This result holds whether or not the dissenting confederate gives the correct answer. As long as the dissenting confederate gives an answer that is different from the majority, participants are more likely to give the correct answer.

This finding illuminates the power that even a small dissenting minority can have upon a larger group. This demonstrates the importance of privacy in answering important and life-changing questions, so that people do not feel pressured to conform. For example, anonymous surveys can allow people to fully express how they feel about a particular subject without fear of retribution or retaliation from others in the group or the larger society. Having a witness or ally (someone who agrees with the point of view) also makes it less likely that conformity will occur.

### Interpretations

Asch suggested that this reflected poorly on factors such as education, which he thought must over-train conformity. Other researchers have argued that it is rational to use other people's judgments as evidence. Others have suggested that the high conformity rate was due to social norms regarding politeness, which is consistent with subjects' own claims that they did not actually believe the others' judgments and were indeed merely conforming.



- An Auto Tile will have a comment within it identifying it as an Auto Tile.

## BOOKMARK



Choose a project and category and then click the Bookmark tool in the Pro-Study Extension. This will save the whole Article for later use.

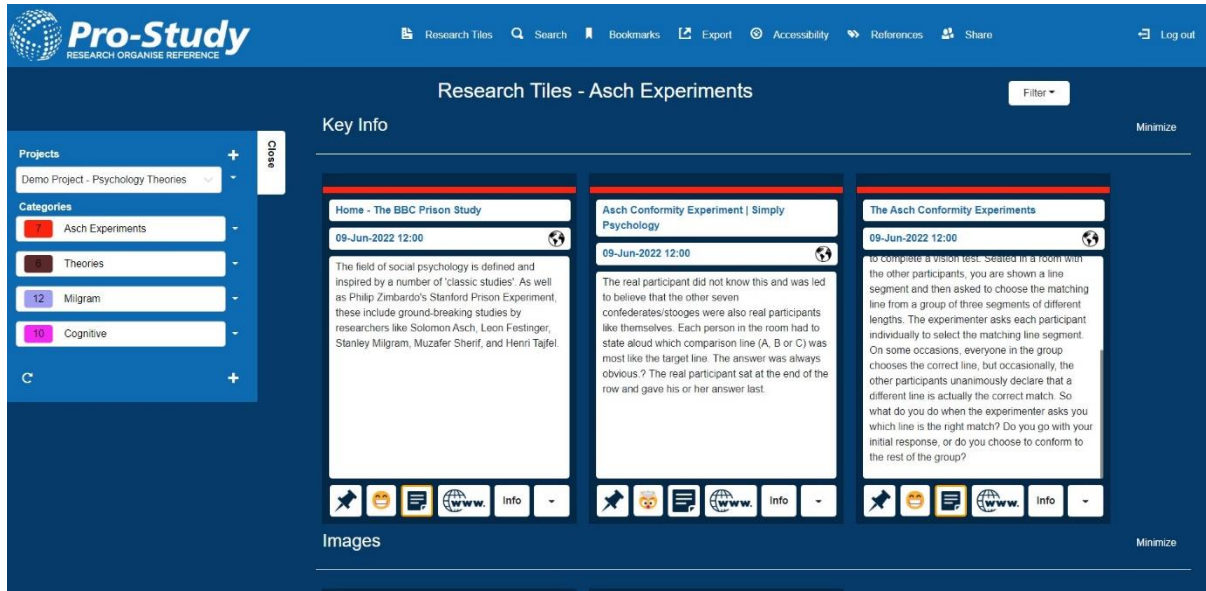
## WEBCAM CAPTURE

Choose a project and category and then click the Capture tool in the Pro-Study Extension. This will open your webcam so you take a picture.

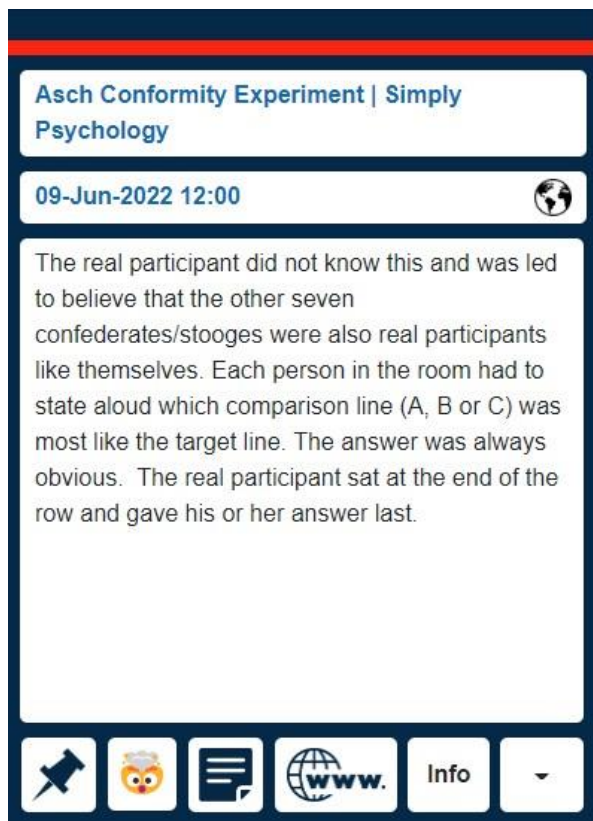


## RESEARCH TILES

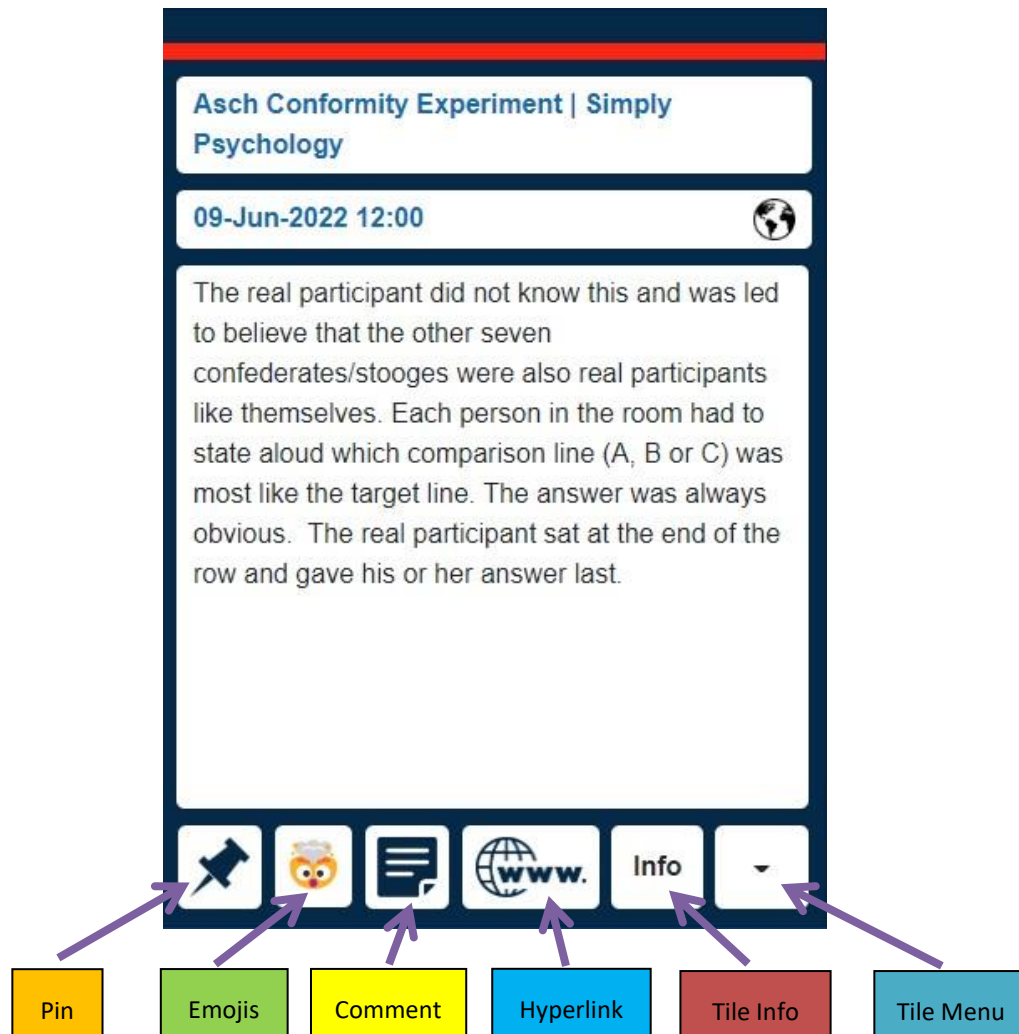
Your captured content will be displayed as Research Tiles.



## TILES



Each Tile will display the Article Title, Date and Time Stamp, Content Icon and the content that was captured.



#### PIN

---

Click the pin on a tile to move the tile to the top of your Research Tiles.

#### EMOJIS

---

Click to add emojis, these can then be used to quickly filter through your research.

#### COMMENT

---

Click the comment icon to add a comment to a tile. Comments can also be included in your export.

#### HYPERLINK

---

Click the hyperlink icon to go back to the source.

## TILE INFORMATION

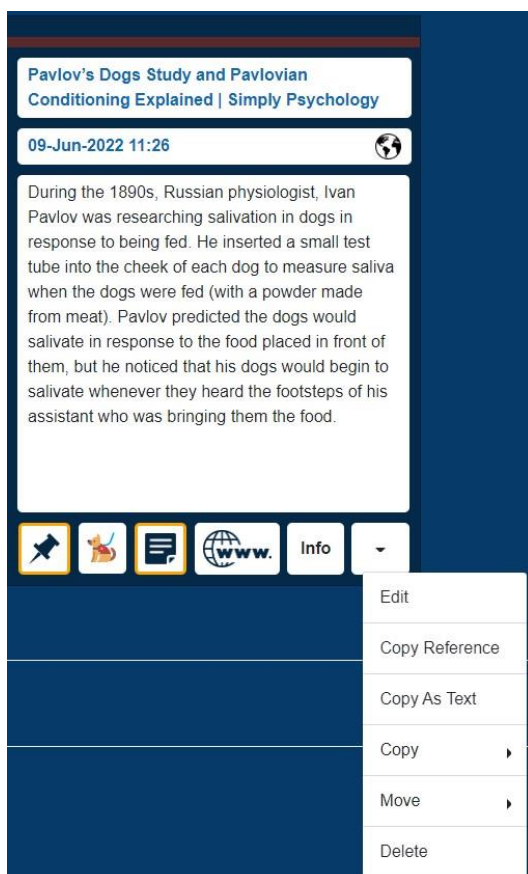
This contains all the data that was collected about the content. You can add and edit information here by clicking on the Edit button.

Pavlov's Dogs Study and Pavlovian Conditioning Explained | Simply Psychology

<b>Title</b> Pavlov's Dogs Study and Pavlovian Conditioning Explained   Simply Psychology	<b>Content Type</b> Online
<b>Author</b> Dr. Saul McLeod	<b>Tag</b> Enter Tag here...
<b>Content</b> During the 1890s, Russian physiologist, Ivan Pavlov was researching salivation in dogs in response to being fed. He inserted a small test tube into the cheek of each dog to measure saliva when the dogs were fed (with a powder made from meat). Pavlov predicted the dogs would salivate in response to the food placed in front of them, but he noticed that his dogs would begin to salivate whenever they heard the footsteps of his assistant who was bringing...	<b>Publish Date</b> 09/06/2022
<b>Link</b> <a href="https://www.simplypsychology.org/pavlov.html#:~:text=During%20the%201890s%2C,them%20t">https://www.simplypsychology.org/pavlov.html#:~:text=During%20the%201890s%2C,them%20t</a>	<b>Publisher</b> Enter Publisher here...
<b>Category</b> Theories	<b>Place of Publication</b> Enter Place of Publication here...
	<b>Styled Reference</b> Dr. Saul McLeod (2022) Pavlov's Dogs Study and Pavlovian Conditioning Explained   Simply Psychology [Online]. Available from: < <a href="https://www.simplypsychology.org/pavlov.html#:~:text=During%20the%201890s%2C,them%20the%20food.&gt;">https://www.simplypsychology.org/pavlov.html#:~:text=During%20the%201890s%2C,them%20the%20food.&gt;</a> [Accessed 9 June 2022].

Close Edit

## TILE MENU



- From within the Tile Menu, you can open the Edit window.
- Copy the reference and paste it elsewhere, e.g. MS Word.
- Copy As Text to copy all the content and data elsewhere e.g. MW Word.
- Copy the tile to another project or category.
- Move the tile completely into a different project or category.
- Delete the tile.

## TAGS

Add a 'Tag' to a tile to help organise your tiles.

Five Key Theories In Psychology | BetterHelp

Title	Five Key Theories In Psychology   BetterHelp	Content Type	Online
Author	Gabrielle Seunagal	Tag	Key Theories
Content	1. The Behaviorist Theory Behavior theory focuses on the stimulus-response behaviors. According to this theory, all behaviors are learned through interactions with the environment. The behaviorist theory in professional settings refers to the environment as stimuli and the person's behavior is a response. The physiologist Ivan Pavlov discovered the connection between a stimulus and a response. Two stimuli link together and result in a learned	Publish Date	09/06/2022
Link	https://www.betterhelp.com/advice/psychologists/five-key-theories-in-psychology/#:~:text=1.%20	Publisher	Enter Publisher here...
Category	Theories	Place of Publication	Enter Place of Publication here...
		Styled Reference	Gabrielle Seunagal (2022) Five Key Theories In Psychology   BetterHelp [Online]. Available from: <https://www.betterhelp.com/advice/psychologists/five-key-theories-in-psychology/#:~:text=1.%20The%20Behaviorist,and%20operant%20conditioning> [Accessed 9 June 2022].

Close Edit

This will then add that tile to a section with other tiles that have the same Tag.

Key Theories
Minimise

Five Key Theories In Psychology | BetterHelp

09-Jun-2022 12:25

3. The Humanistic Theory The humanistic theory of psychology primarily regards the humanity of the individual and the different factors which contribute to their feelings, actions, and self-image. To be precise, humanism states that each is unique in their way and capable of change if they so choose. The humanistic theory asserts that everyone bears responsibility for being happy and properly functional in the world. Humanism has played a significant role in psychology. Also known as person-centered theory, humanistic psychology allows the client to guide a therapy session. Carl Rogers developed person-centered therapy, which helped the client

Five Key Theories In Psychology | BetterHelp

09-Jun-2022 12:25

2. The Psychodynamic Theory The psychodynamic theory of psychology helps people look at their subconscious mind. This particular theory came into being as a result of the studies of Sigmund Freud, a psychoanalyst. Freud believed that everyone's subconscious contains an ID, ego, and superego. Each component contains subcomponents and plays its own role in psychodynamic psychology. The ID is the part of us that wants things and needs to have them immediately. When you're hungry, that's a base emotion. When you have a sexual desire, that's your ID speaking. The ID doesn't care about anything but achieving immediate

Five Key Theories In Psychology | BetterHelp

09-Jun-2022 12:25

1. The Behaviorist Theory Behavior theory focuses on the stimulus-response behaviors. According to this theory, all behaviors are learned through interactions with the environment. The behaviorist theory in professional settings refers to the environment as stimuli and the person's behavior is a response. The physiologist Ivan Pavlov discovered the connection between a stimulus and a response. Two stimuli link together and result in a learned response in a person or animal. Classical conditioning like this is a prevalent theme within the behaviorist theory of psychology. There are two forms of it: classical conditioning and operant conditioning.

These tagged sections can be minimised so only certain tiles are visible.

Research Tiles Search Bookmarks Export Accessibility References Share Log out

### Research Tiles - Asch Experiments

**Projects**

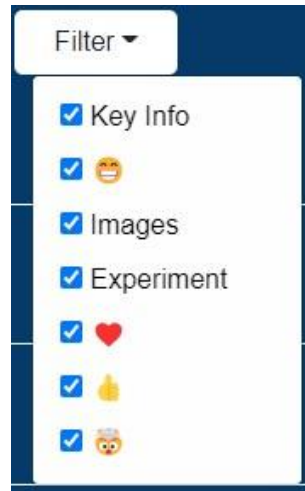
Demo Project - Psychology Theories

**Categories**

- Asch Experiments
- Theories
- 14 Milgram
- 10 Cognitive

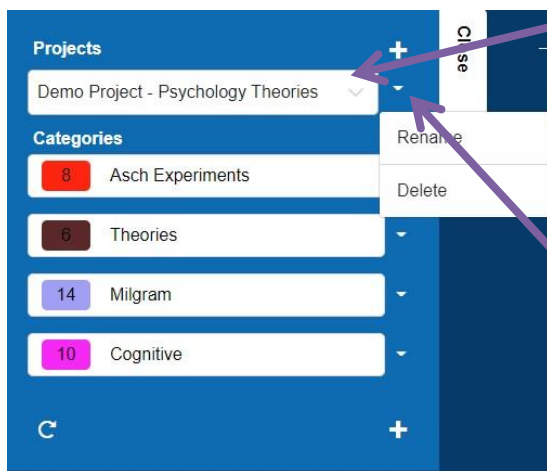
Pinned	Maximise
Key Info	Maximise
Images	Maximise
Experiment	Maximise
Untagged	Maximise

## FILTER



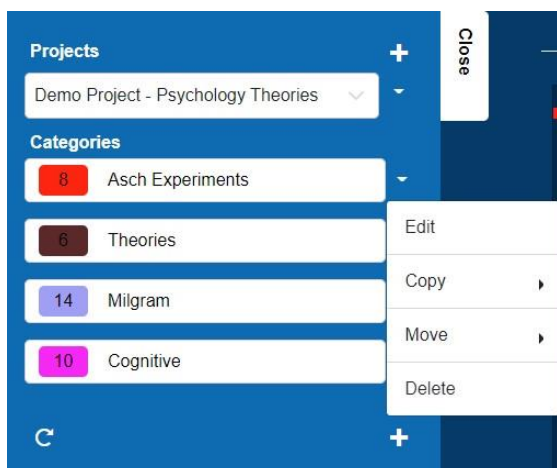
Click on the filter button and select the filters you want applied. Only tiles with these tags or icons will be shown.

## MANAGE PROJECTS (SIDE PANEL)



Type in the project name to find a project or use the drop-down menu.

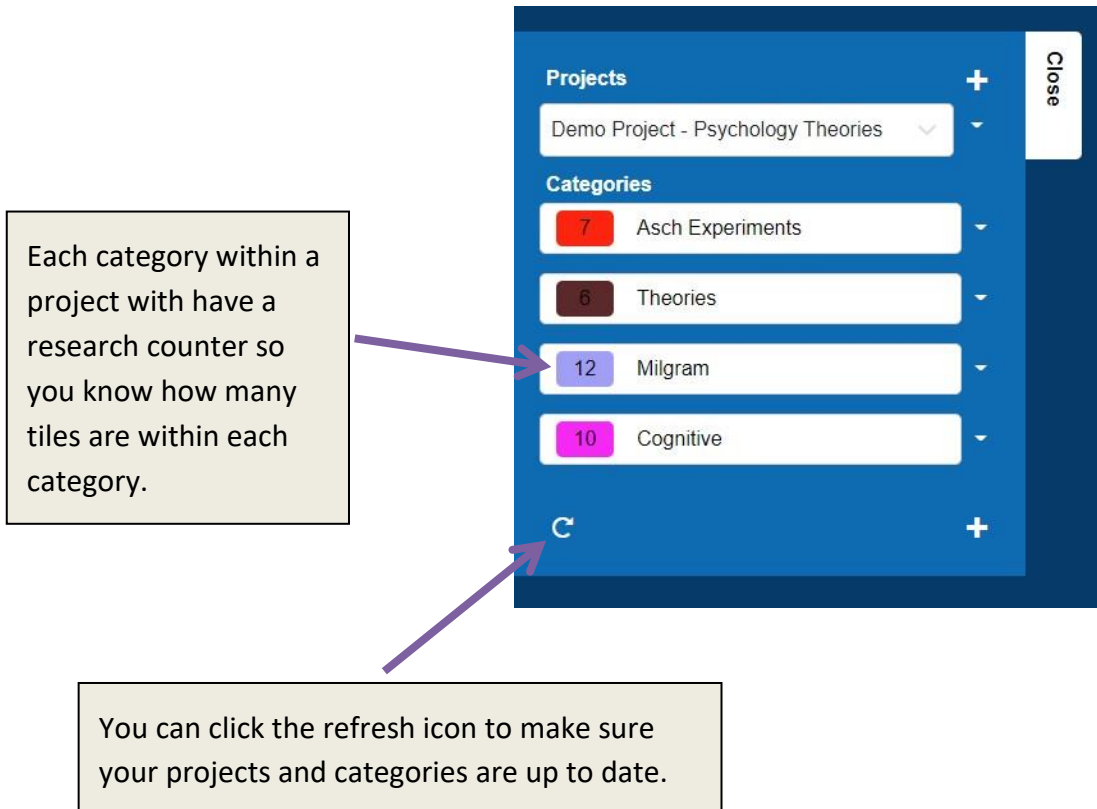
Click the drop-down arrow next to the Project name. Here you can rename the project or delete it.



- Click the drop-down arrows next to the category name. Here you can Edit the name and category colour.
- Copy the category and all its content to another project.
- Move the category and all its content to another project.
- Delete the category.



## RESEARCH CAPTURE COUNTER



Each category within a project will have a research counter so you know how many tiles are within each category.

You can click the refresh icon to make sure your projects and categories are up to date.

## TOOLBAR FEATURES

The main toolbar is located across the top of your screen.

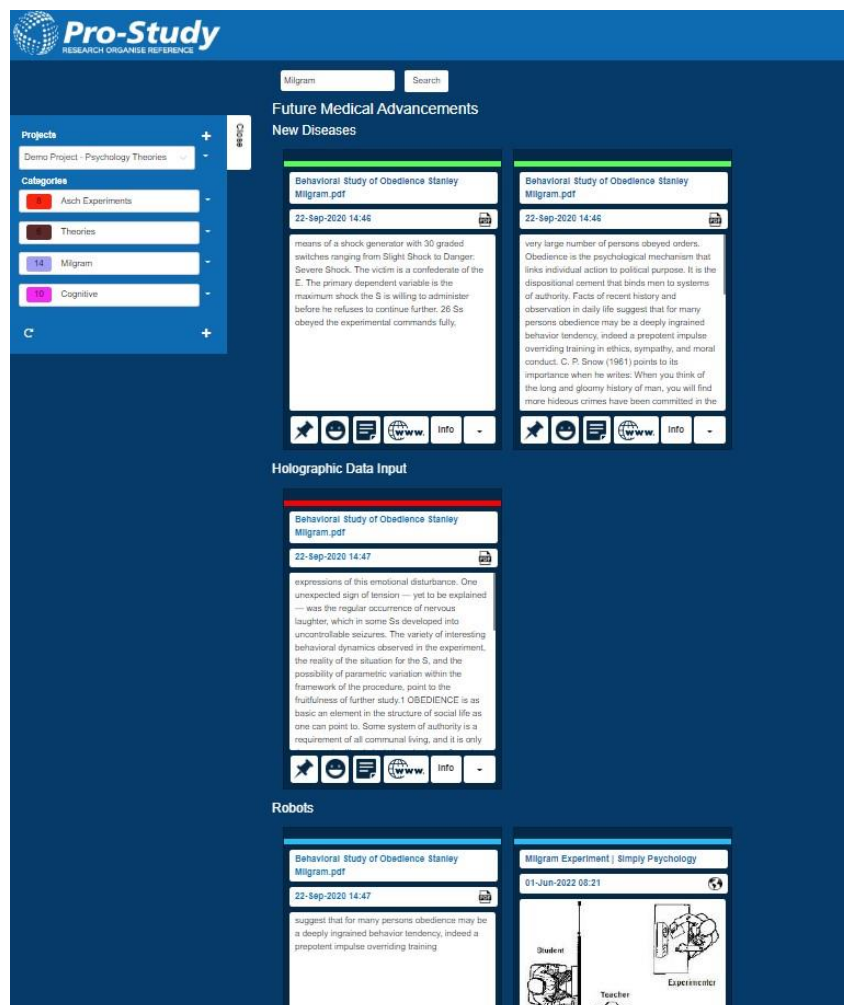


## RESEARCH TILES

Opens your research tiles and the project and category on display can be changed in the side panel.

## SEARCH

Search for a key word in the Search feature and it will display all the results, listed by project name and category. Here you can also click on a project title to go directly to that project.



## BOOKMARKS

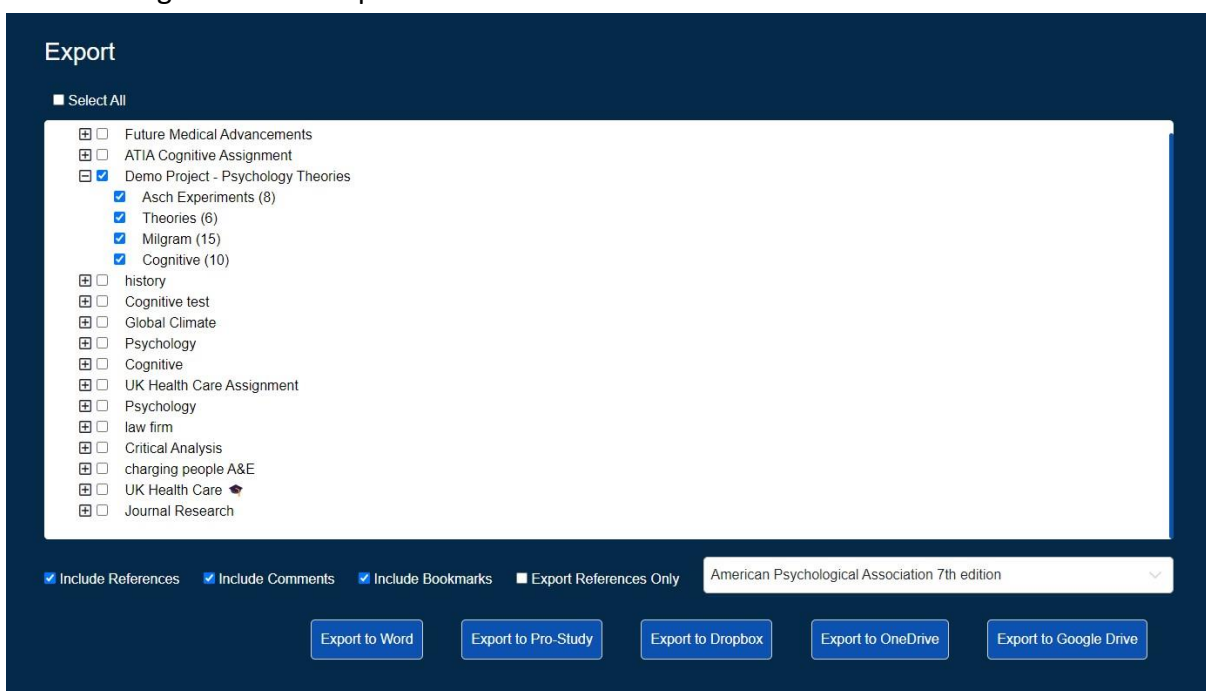
All the captured Bookmarks will be listed here. Click the 'Bin' icon to delete one.



## EXPORT

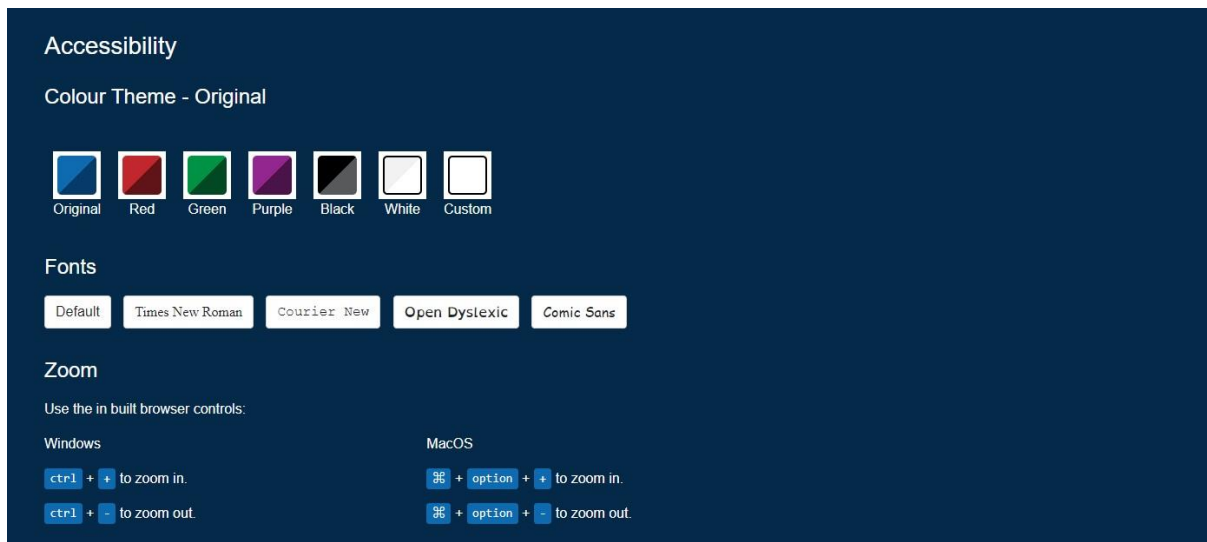
Export your research into a full Microsoft Word report.

- You can choose which projects and categories to Export (you can mix and match).
- Select if you want to include the references (bibliography), comments or Bookmarks.
- You can also choose to just Export the References (Bibliography) only.
- Use the Drop Down to select the reference style. More than 9500 styles can be found in the References main menu.
- Choose to Export straight into MS Word, or the Pro-Study, Dropbox, OneDrive or Google drive Cloud platforms.



## ACCESSIBILITY

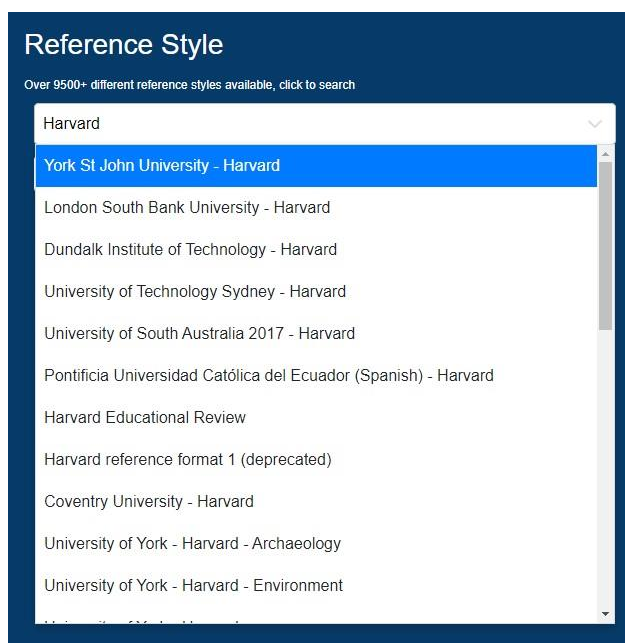
- Choose from a theme or make a custom one.
- Change Font.
- Zoom instructions which will also change the size of menus and how many tiles are in view.



## REFERENCE STYLES

There are over 9500 different reference styles to choose from.

*Please note - Project Assist (the free companion App) also has access to over 27 million book references just by scanning the barcode.*



Search in the Reference Style window and select the reference style you need. Click save and this style will then be set as default.

## SHARE

You can share projects with other Pro-Study.

- Choose the project you want to share in the drop-down menu.
- Click Export and then send them the file.
- Click import and choose the file to import a project.

### Share

#### Export

Demo Project - Psychology Theories

---

#### Import

No file chosen